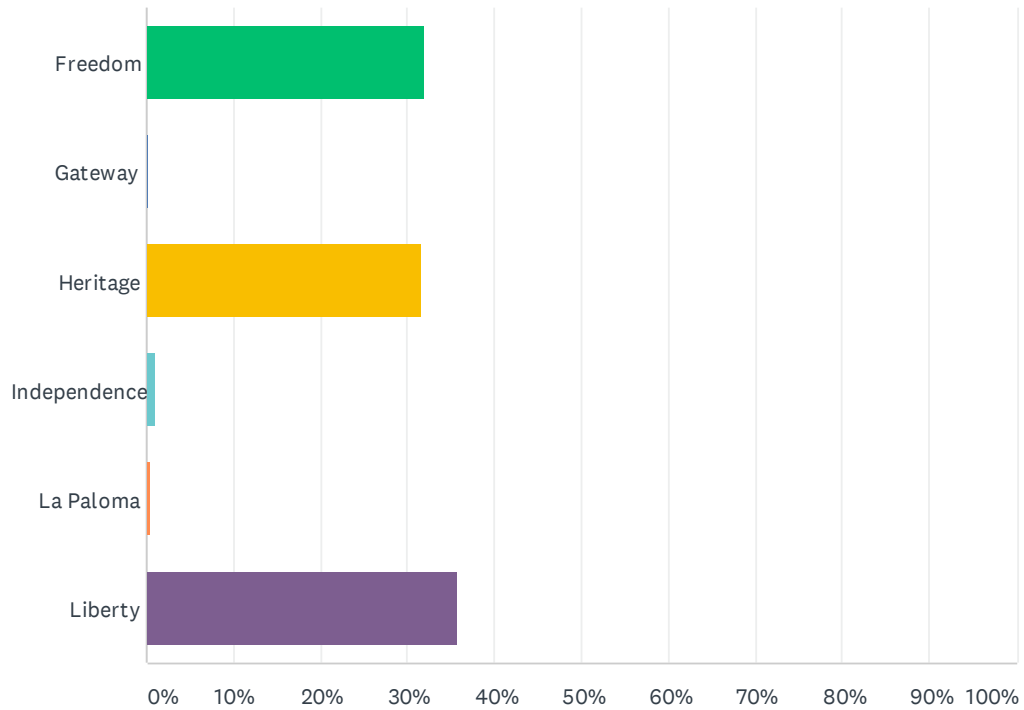


### Q1 My student(s) attend the following schools site(s):

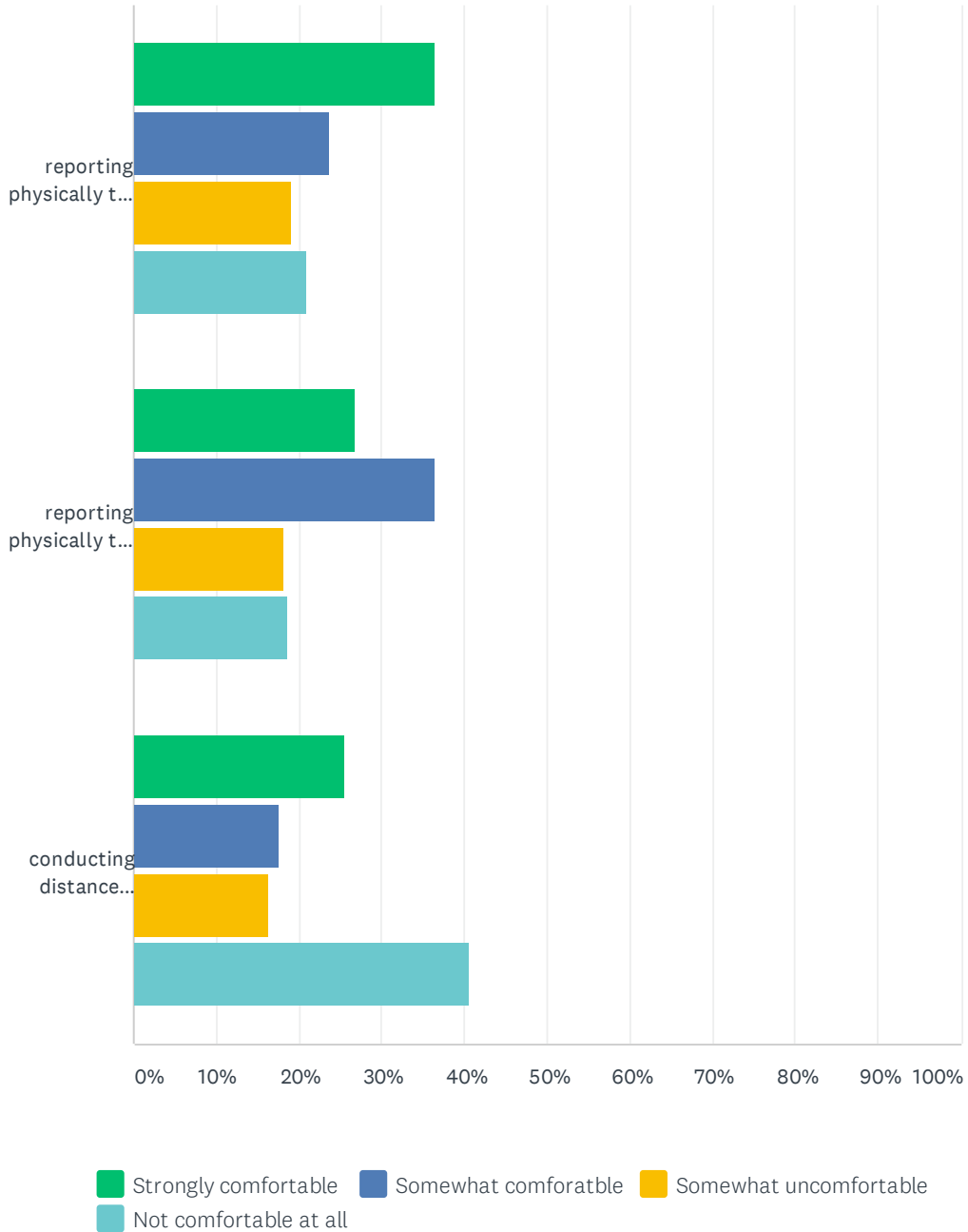
Answered: 3,690 Skipped: 0



ANSWER CHOICES	RESPONSES	
Freedom	32.01%	1,181
Gateway	0.19%	7
Heritage	31.54%	1,164
Independence	1.14%	42
La Paloma	0.49%	18
Liberty	35.83%	1,322
Total Respondents: 3,690		

## Q2 Assuming school reopens July 27 and LUHSD adhere to all requirements to safely open, how comfortable are you with your student(s):

Answered: 3,686 Skipped: 4



Reopening of LUHSD Schools 2020-21

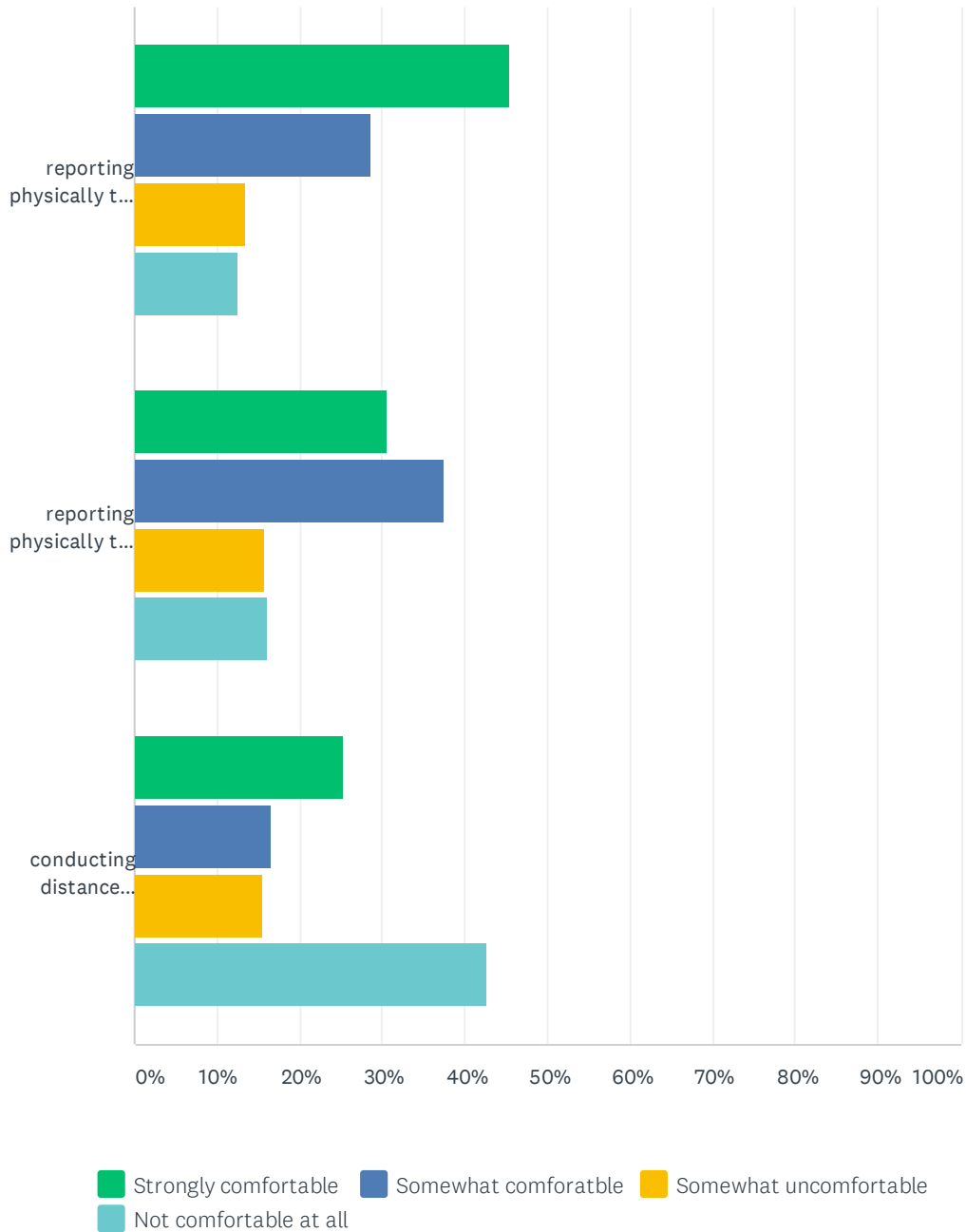
	<b>STRONGLY COMFORTABLE</b>	<b>SOMEWHAT COMFORATBLE</b>	<b>SOMEWHAT UNCOMFORTABLE</b>	<b>NOT COMFORTABLE AT ALL</b>	<b>TOTAL</b>	<b>WEIGHTED AVERAGE</b>
reporting physically to school every day.	36.44% 1,320	23.63% 856	18.97% 687	20.96% 759	3,622	2.76
reporting physically to school every other day to decrease total students on school site simultaneously.	26.85% 963	36.42% 1,306	18.10% 649	18.63% 668	3,586	2.72
conducting distance learning with no physical reporting to school site.	25.50% 915	17.56% 630	16.30% 585	40.64% 1,458	3,588	2.28

**Q3 Please add any comments you would like to share in regard to responses for question number two above.**

Answered: 1,831 Skipped: 1,859

### Q4 Assuming school reopens August 24 and LUHSD adheres to all requirements to safely open, how comfortable are you with your student(s):

Answered: 3,679 Skipped: 11



Reopening of LUHSD Schools 2020-21

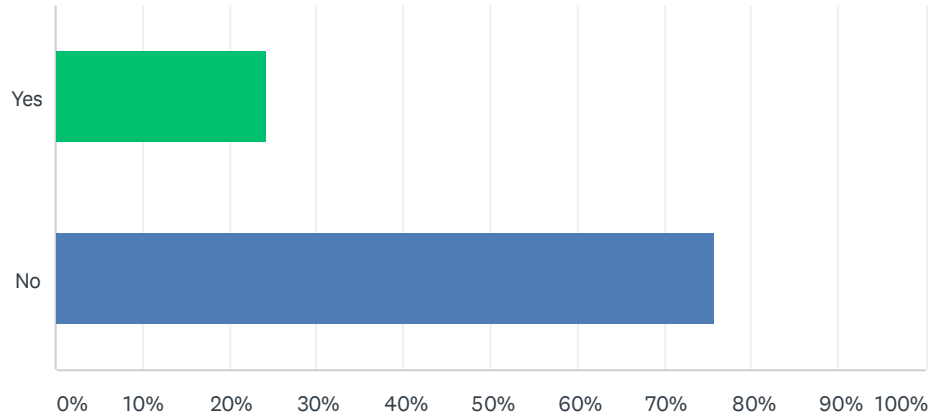
	<b>STRONGLY COMFORTABLE</b>	<b>SOMEWHAT COMFORATBLE</b>	<b>SOMEWHAT UNCOMFORTABLE</b>	<b>NOT COMFORTABLE AT ALL</b>	<b>TOTAL</b>	<b>WEIGHTED AVERAGE</b>
reporting physically to school every day.	45.32% 1,640	28.68% 1,038	13.46% 487	12.54% 454	3,619	3.07
reporting physically to school every other day to decrease total students on school site simultaneously.	30.55% 1,090	37.50% 1,338	15.78% 563	16.17% 577	3,568	2.82
conducting distance learning with no physical reporting to school site.	25.26% 901	16.54% 590	15.42% 550	42.78% 1,526	3,567	2.24

**Q5 Please add any comments you would like to share in regard to responses for question number four above.**

Answered: 1,235 Skipped: 2,455

**Q6 If LUHSD deploys a distance learning plan model for the 2020-21 academic year, will student(s) in household need support with access to devices and/or Internet?**

Answered: 3,690 Skipped: 0

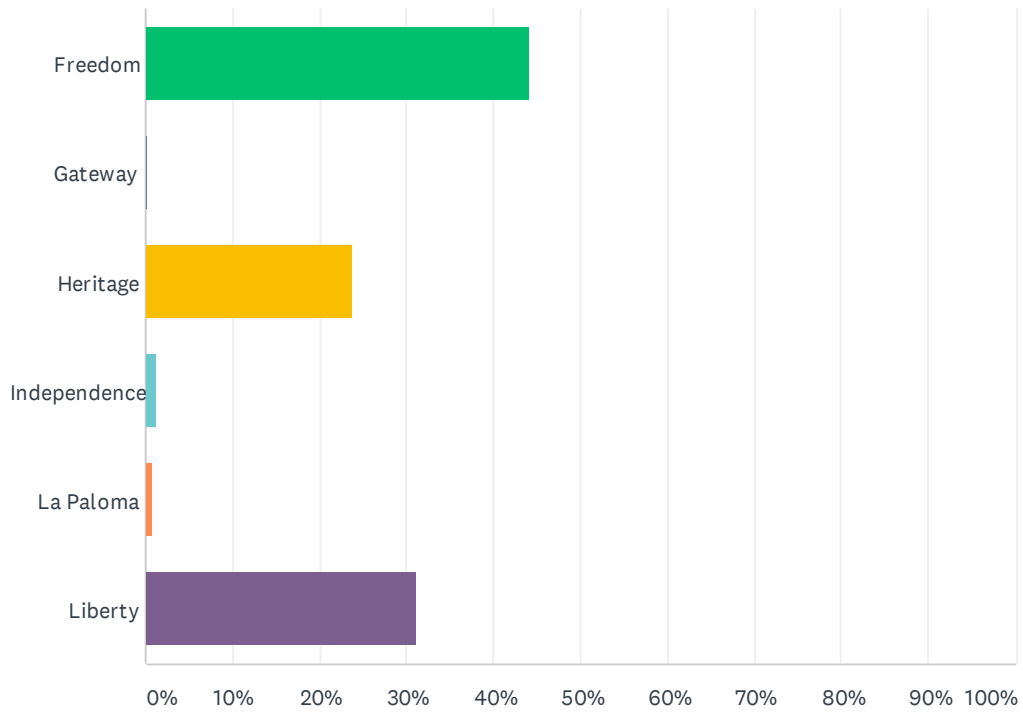


ANSWER CHOICES	RESPONSES	
Yes	24.23%	894
No	75.77%	2,796
<b>TOTAL</b>		<b>3,690</b>



### Q7 My child attends the following school site (you will have opportunity to later respond if more than one child):

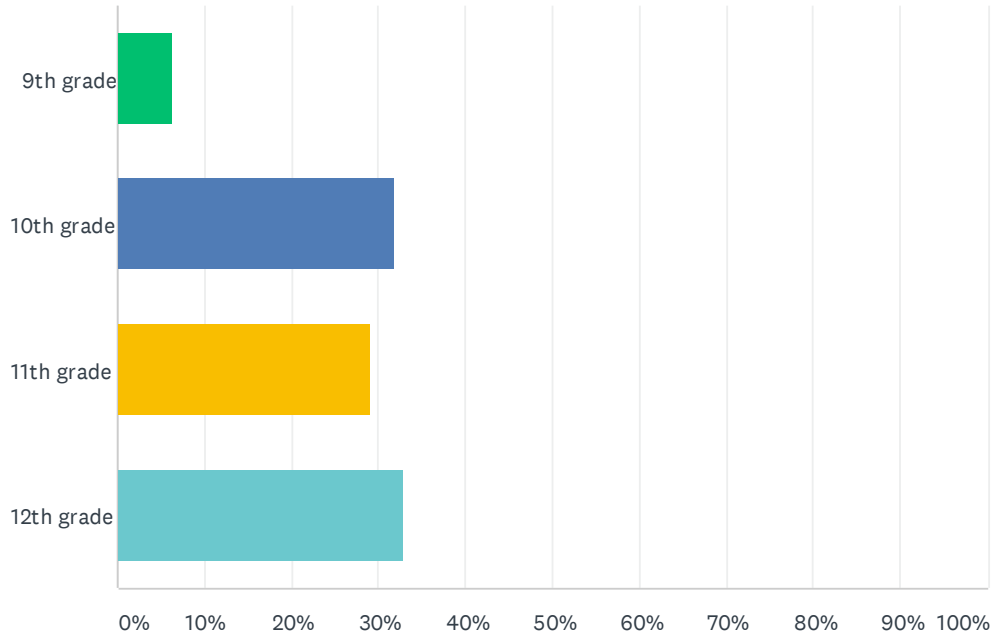
Answered: 858 Skipped: 2,832



ANSWER CHOICES	RESPONSES	
Freedom	44.06%	378
Gateway	0.12%	1
Heritage	23.78%	204
Independence	1.17%	10
La Paloma	0.82%	7
Liberty	31.24%	268
Total Respondents: 858		

### Q8 My child's grade level for the 2020-21 academic year will be:

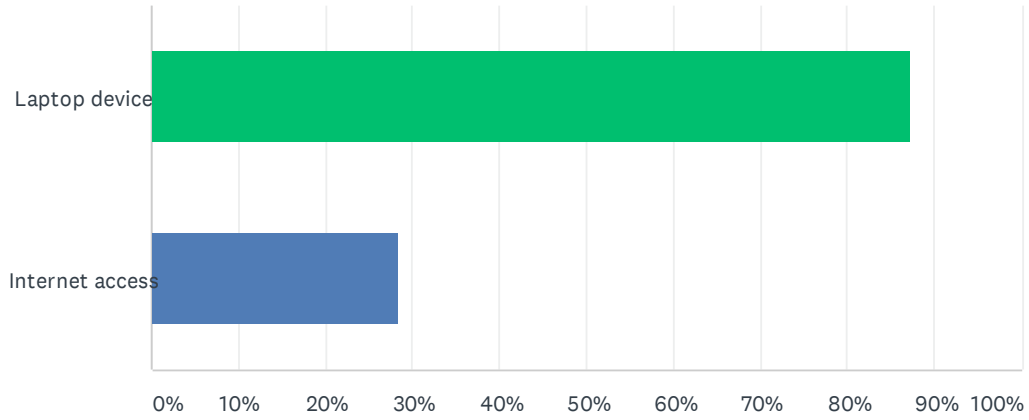
Answered: 858 Skipped: 2,832



ANSWER CHOICES	RESPONSES	
9th grade	6.29%	54
10th grade	31.70%	272
11th grade	29.14%	250
12th grade	32.87%	282
<b>TOTAL</b>		<b>858</b>

### Q9 In my household, student would need support accessing the following:

Answered: 858 Skipped: 2,832



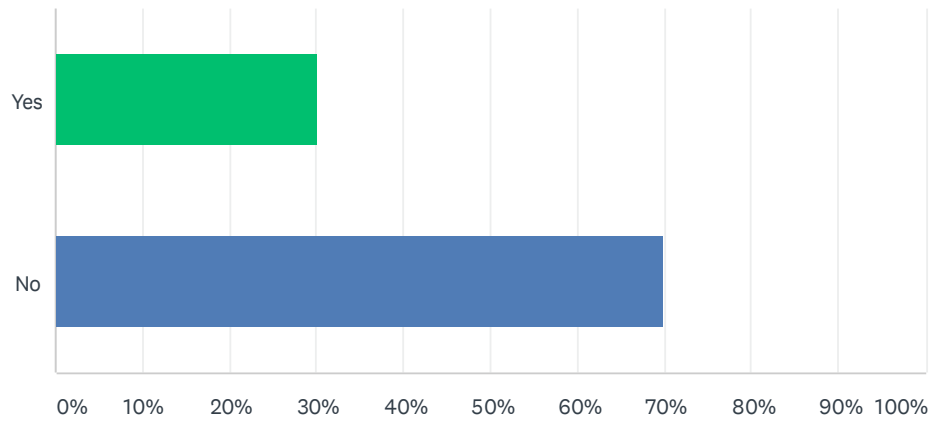
ANSWER CHOICES	RESPONSES	
Laptop device	87.18%	748
Internet access	28.44%	244
Total Respondents: 858		

**Q10 Please provide any comments you feel are helpful in LUHSD supporting student with access to device and/or Internet.**

Answered: 233 Skipped: 3,457

### Q11 Do you have more than one student attending LUSHD for the 2020-21 academic year?

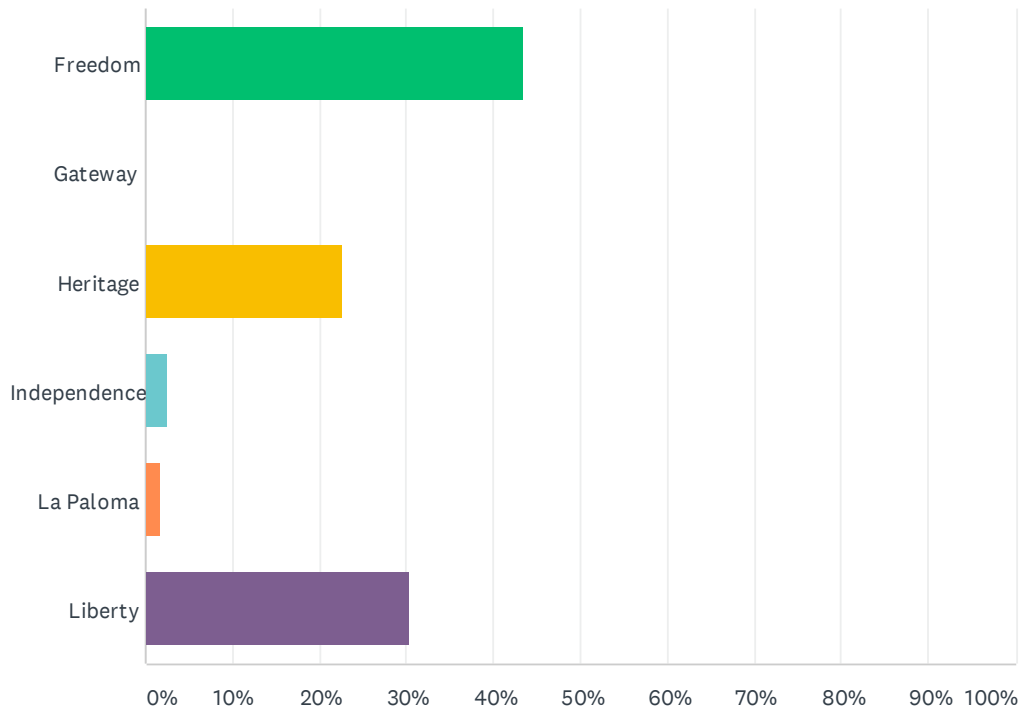
Answered: 858 Skipped: 2,832



ANSWER CHOICES	RESPONSES	
Yes	30.19%	259
No	69.81%	599
TOTAL		858

### Q12 My second child attends the following school site (you will have opportunity to later respond if more than one child):

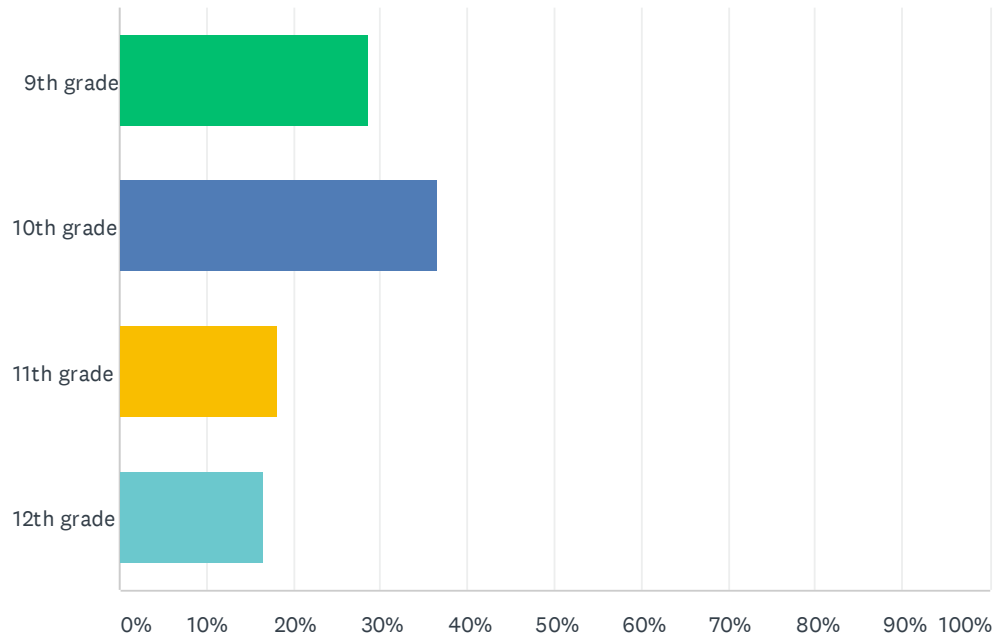
Answered: 248 Skipped: 3,442



ANSWER CHOICES	RESPONSES	
Freedom	43.55%	108
Gateway	0.00%	0
Heritage	22.58%	56
Independence	2.42%	6
La Paloma	1.61%	4
Liberty	30.24%	75
Total Respondents: 248		

### Q13 My child's grade level for the 2020-21 academic year will be:

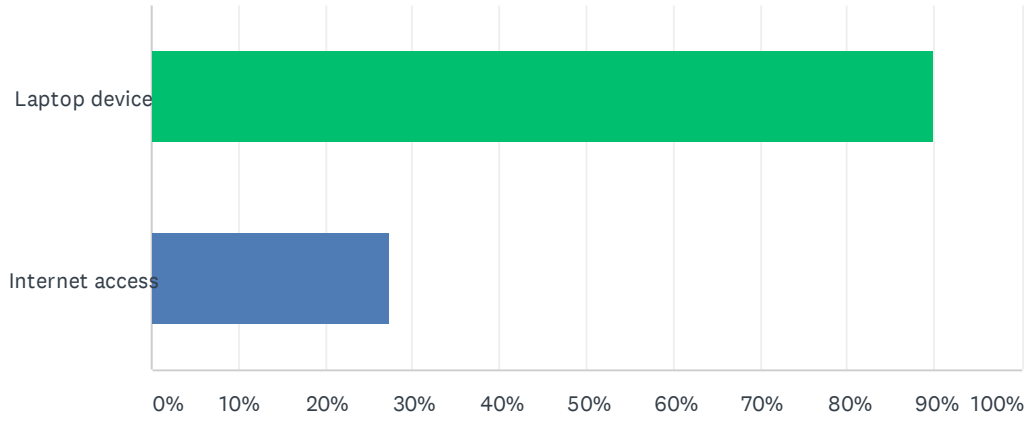
Answered: 248 Skipped: 3,442



ANSWER CHOICES	RESPONSES	
9th grade	28.63%	71
10th grade	36.69%	91
11th grade	18.15%	45
12th grade	16.53%	41
<b>TOTAL</b>		<b>248</b>

### Q14 In my household, student would need support accessing the following:

Answered: 248 Skipped: 3,442



ANSWER CHOICES	RESPONSES
Laptop device	89.92% 223
Internet access	27.42% 68
Total Respondents: 248	

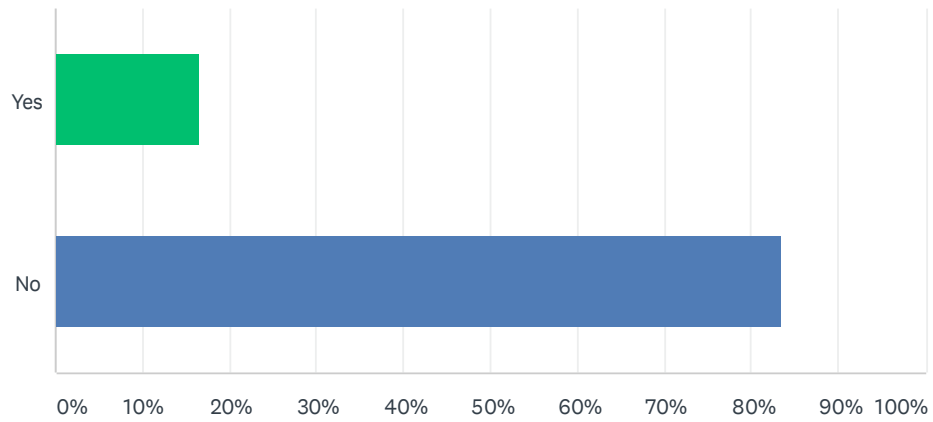


**Q15 Please provide any comments you feel are helpful in LUHSD supporting student with access to device and/or Internet.**

Answered: 57 Skipped: 3,633

### Q16 Do you have more than two students attending LUSHD for the 2020-21 academic year?

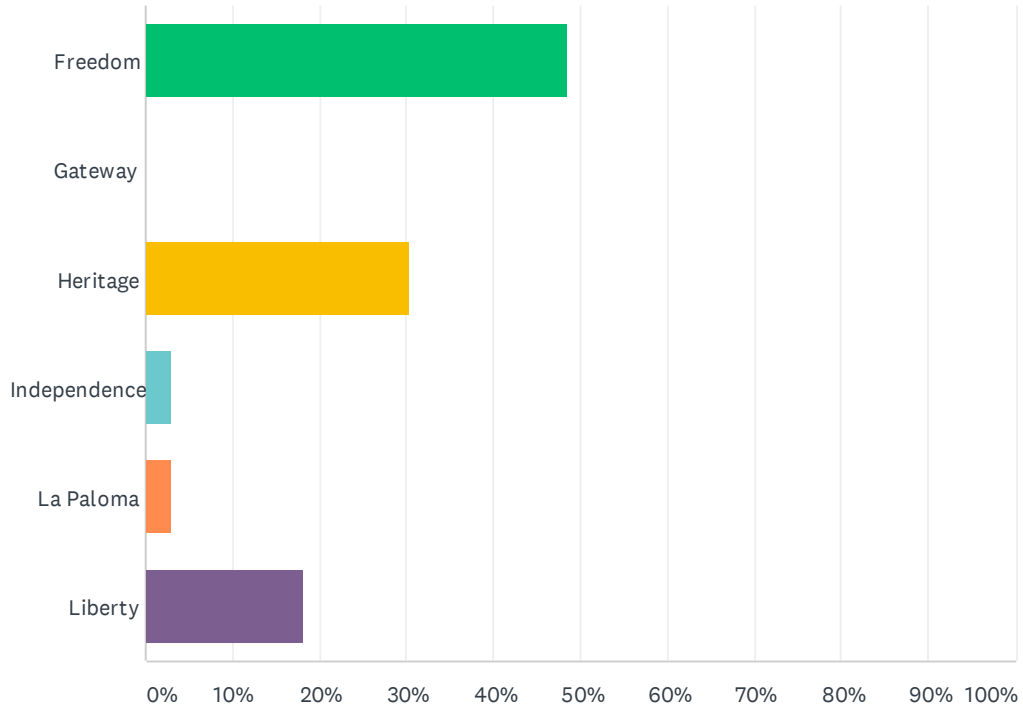
Answered: 248 Skipped: 3,442



ANSWER CHOICES	RESPONSES	
Yes	16.53%	41
No	83.47%	207
TOTAL		248

### Q17 My third child attends the following school site:

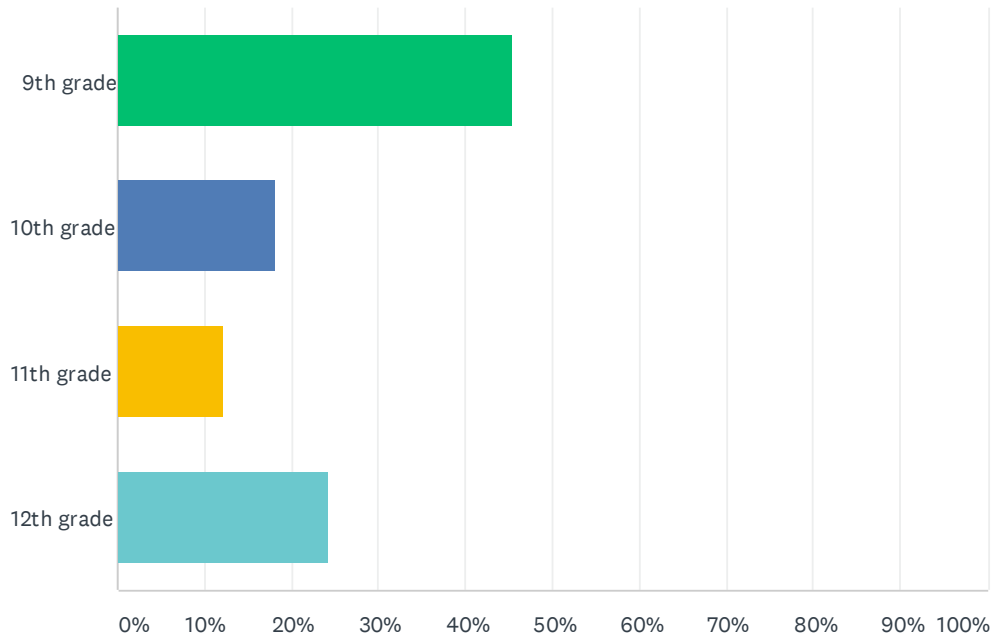
Answered: 33 Skipped: 3,657



ANSWER CHOICES	RESPONSES	
Freedom	48.48%	16
Gateway	0.00%	0
Heritage	30.30%	10
Independence	3.03%	1
La Paloma	3.03%	1
Liberty	18.18%	6
Total Respondents: 33		

### Q18 My child's grade level for the 2020-21 academic year will be:

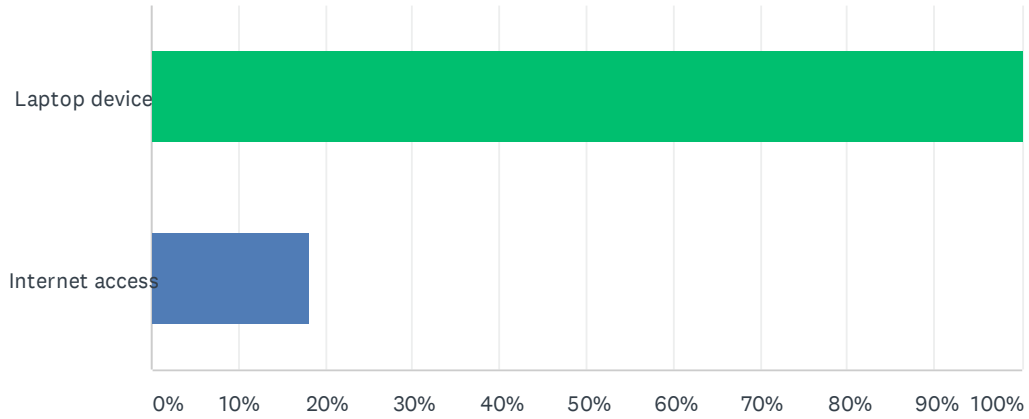
Answered: 33 Skipped: 3,657



ANSWER CHOICES	RESPONSES	
9th grade	45.45%	15
10th grade	18.18%	6
11th grade	12.12%	4
12th grade	24.24%	8
<b>TOTAL</b>		<b>33</b>

## Q19 In my household, student would need support accessing the following:

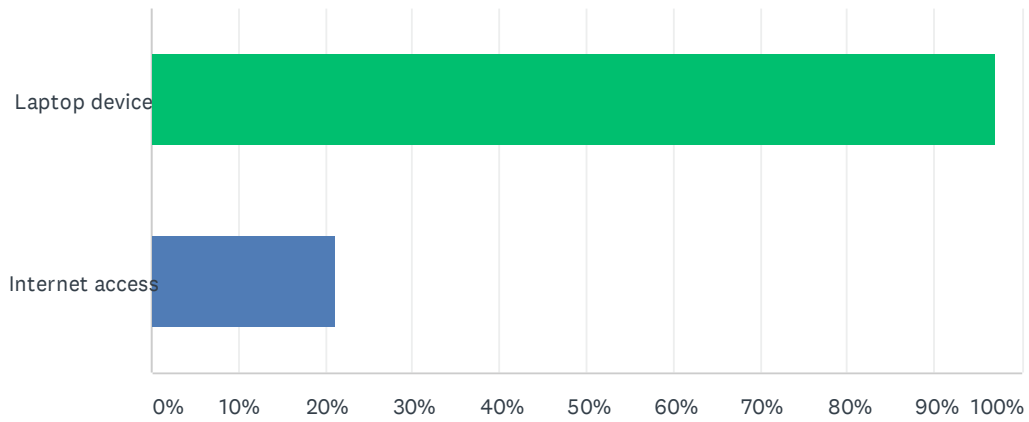
Answered: 33 Skipped: 3,657



ANSWER CHOICES	RESPONSES	
Laptop device	100.00%	33
Internet access	18.18%	6
Total Respondents: 33		

## Q20 In my household, student would need support accessing the following:

Answered: 33 Skipped: 3,657



ANSWER CHOICES	RESPONSES
Laptop device	96.97% 32
Internet access	21.21% 7
Total Respondents: 33	

**Q21 Please provide any comments you feel are helpful in LUHSD supporting student with access to device and/or Internet.**

Answered: 3 Skipped: 3,687